



## Carrel-Electrade Expanding Their MBS Range of CTs

### Split Core Current Transformer for Cables



- Compact Style
- Pre-wired 400mm long
- Built-in cable clamp
- 100 – 600Amps with a 32mm bore - KBR32
- 250 – 1000Amps with a 44mm bore - KBR44



#### Further information:

Working temperature range:  $-5^{\circ}\text{C} < T < +50^{\circ}\text{C}$   
Storage temperature range:  $-25^{\circ}\text{C} < T < +70^{\circ}\text{C}$   
Unbreakable plastic housing made of grey polyamide: flame resistant

#### Technical details:

Therm. nominal continuous current  $I_{cth}$ :  $1,2 \times I_n$   
Therm. nominal short-time current  $I_{th}$ :  $60 \times I_n$ , 1 sec.  
Max. Operating voltage  $U_m$ : 0.72 kV  
Isolation test voltage: 3 kV,  $U_{eff}$ , 50 Hz, 1 min.  
Nominal rated frequency: 50 Hz  
Isolation class: E  
Technical standards used DIN EN, 60044/1, VDE 0414

CARREL-ELECTRADE LIMITED

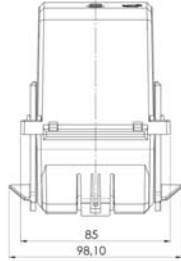
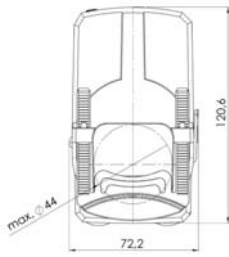
Auckland Tel: 09-525 1753  
Fax: 09-525 1756

Christchurch Tel: 03-366 1242  
Fax: 03-379 1991

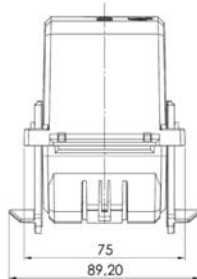
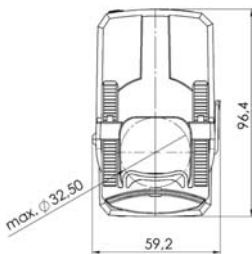
Email: sales@carrel-electrade.co.nz  
Web: www.carrel-electrade.co.nz



**Dimensions**



**Size: KBR44**



**Size: KBR32**

**PRODUCT CODE**

- KBR32-100/5A
- KBR32-150/5A
- KBR32-200/5A
- KBR32-250/5A
- KBR32-300/5A
- KBR32-400/5A
- KBR32-500/5A
- KBR32-600/5A
- KBR44-250/5A
- KBR44-300/5A
- KBR44-400/5A
- KBR44-500/5A
- KBR44-600/5A
- KBR44-750/5A
- KBR44-800/5A
- KBR44-1000/5A

**DESCRIPTION**

- SPLIT-CORE CT 100/5A CL 3 32mm BORE
- SPLIT-CORE CT 150/5A CL 3 32mm BORE
- SPLIT-CORE CT 200/5A CL 3 32mm BORE
- SPLIT-CORE CT 250/5A CL 3 32mm BORE
- SPLIT-CORE CT 300/5A CL 1 32mm BORE
- SPLIT-CORE CT 400/5A CL 1 32mm BORE
- SPLIT-CORE CT 500/5A CL 1 32mm BORE
- SPLIT-CORE CT 600/5A CL 1 32mm BORE
- SPLIT-CORE CT 250/5A CL 1 44mm BORE
- SPLIT-CORE CT 300/5A CL 1 44mm BORE
- SPLIT-CORE CT 400/5A CL 1 44mm BORE
- SPLIT-CORE CT 500/5A CL 1 44mm BORE
- SPLIT-CORE CT 600/5A CL 1 44mm BORE
- SPLIT-CORE CT 750/5A CL 1 44mm BORE
- SPLIT-CORE CT 800/5A CL 1 44mm BORE
- SPLIT-CORE CT 1000/5A CL 1 44mm BORE