

**NEW**



**LONG LIFE 30.000 h**

# CA MD and CA MD E RANGE

*In-line centrifugal fans in metal*

*Suitable for residential, commercial and industrial applications: kitchens, bathrooms, offices, laboratories, factories, shops, laundromats, restaurants, bars, theatres, ballrooms, etc.*



- **13 models:** from 100 diameter to 315.
- Stripped and phosphated steel structure, painted with polyester powder which is particularly resistant to the aggressive action of atmospheric agents.
- Two speeds.
- Backward curved centrifugal impellers.
- High efficient ball bearing motors.
- Low noise emissions.
- Low specific consumption.
- Direction flaps optimised to reduce turbulence inside the appliance.
- Wide range of continuous operation temperatures between -25°C and +50°C.
- Mounting brackets made of galvanized steel included.
- Protection rating: IP44.
- Insulation class: II, □



Wiring diagrams shown from page 458

## TECHNICAL DATA

Available only for the Extra EU market\*\*

Models	Code	W min/max	A min/max	RPM min/max	Max Airflow		Max Pressure		Lp dB(A)* min/max	Max °C
					m³/h min/max	l/s min/max	mmH <sub>2</sub> O min/max	Pa min/max		
CA 100 MD	16150	60 - 85	0,30 - 0,40	1730 - 2450	220 - 340	61 - 94	30 - 39	294 - 383	32,2 - 43,2 (*)	50
CA 125 MD	16151	60 - 85	0,30 - 0,40	1580 - 2380	280 - 450	78 - 125	27 - 37	265 - 363	30,8 - 45,9 (*)	
CA 150 Q MD	16152	60 - 85	0,30 - 0,40	1430 - 2350	300 - 500	83 - 139	21 - 35	206 - 343	34,7 - 48,1 (*)	
CA 150 MD	16153	110 - 155	0,50 - 0,70	1815 - 2080	570 - 770	188 - 214	44 - 54	432 - 530	40,7 - 48,0	
CA 160 MD	16154	110 - 155	0,55 - 0,70	1654 - 2080	640 - 840	178 - 228	41 - 50	402 - 491	40,7 - 47,4	
CA 200 MD	16155	110 - 155	0,55 - 0,70	1700 - 2100	820 - 1050	228 - 292	37 - 48	363 - 471	43,8 - 49,6	
CA 250 MD	16156	115 - 200	0,55 - 0,90	1800 - 2420	950 - 1300	264 - 361	42 - 56	412 - 549	46,7 - 55,9	
CA 315 MD	16157	190 - 280	0,85 - 1,25	1940 - 2500	1350 - 1800	375 - 500	52 - 72	510 - 706	52,4 - 57,7	

CA 150 MD E	16163	45 - 85	0,37 - 0,38	1775 - 2670	340 - 550	94 - 153	40 - 45	392 - 441	42,4 - 53,2 (**)	50
CA 160 MD E	16164	45 - 85	0,37 - 0,38	1860 - 2665	370 - 570	103 - 158	37 - 45	363 - 441	43,4 - 53,4 (**)	
CA 200 MD E	16165	45 - 90	0,37 - 0,40	1610 - 2610	500 - 830	139 - 231	42 - 46	412 - 451	36,2 - 48,1 (**)	
CA 250 MD E	16166	58 - 120	0,51 - 0,53	1615 - 2660	600 - 1000	167 - 278	42 - 53	412 - 520	38,3 - 52,7 (**)	
CA 315 MD E	16167	58 - 120	0,51 - 0,53	1560 - 2660	620 - 1080	172 - 300	43 - 58	422 - 569	41,8 - 52,3 (**)	

\* Sound pressure level measured at 3 m in free field conditions with long-cased appliance in delivery mode in accordance with standard EN ISO 3741:2009.

\*\* Sound pressure level measured at 3 m in free field conditions with long-cased appliance in delivery mode in accordance with standard EN ISO 9614.

Electrical supply: 230 V ~ 50 Hz.

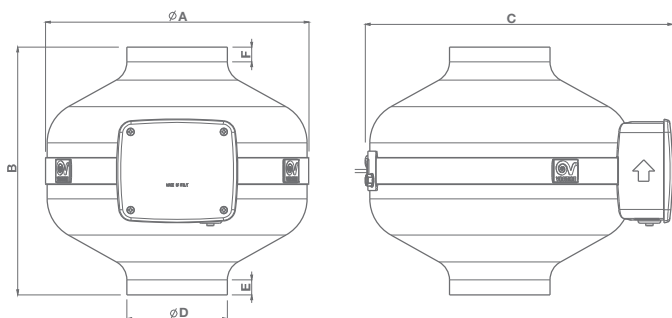


SOUND LEVELS

Frequency bands in octaves and sound output. The measurements of the sound power have been carried out according to international standards EN ISO-3741.

Models	Code		125	250	500	1000	2000	4000	8000
CA 100 MD	16150	minimum speed	49,4	42	51,7	49,3	46,4	42,8	38,7
		maximum speed	58,2	53,3	60,7	59,8	56,5	54,1	46,3
CA 125 MD	16151	minimum speed	45	51,7	51	45,9	42,1	35,1	n.a.
		maximum speed	55,4	63,4	64,5	61,6	58,7	55,2	48,4
CA 150 Q MD	16152	minimum speed	45,2	57,6	53,7	48,9	48,9	39,7	26,3
		maximum speed	55,9	68,4	66,1	62,6	62,6	56,9	48,9
CA 150 MD	16153	minimum speed	56	65,4	59,7	53,3	50	42,6	32,8
		maximum speed	62,2	71,1	67,3	61,6	59,2	51,9	44,6
CA 160 MD	16154	minimum speed	58,6	64,9	59,8	53	53	41,5	32,2
		maximum speed	62,1	70,4	66,5	60,9	60,9	50,4	43,1
CA 200 MD	16155	minimum speed	58	68,3	61,5	55,4	54,2	45,7	38
		maximum speed	61,5	70,3	69,7	63,2	60,8	54,5	47,4
CA 250 MD	16156	minimum speed	60,2	69,6	65,1	60,9	58,5	51,5	44,7
		maximum speed	68,8	71,2	77,9	69,4	65,8	60,9	55,6
CA 315 MD	16157	minimum speed	70,8	71,8	74	64,7	62,8	60,5	57,7
		maximum speed	74,3	72,4	77,6	71,6	70,3	67,1	66

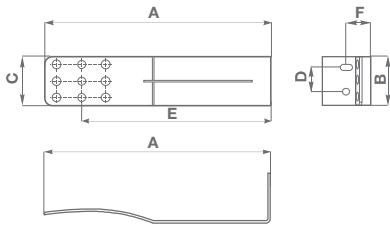
DIMENSIONS



Models	Ø A	B	C	Ø D	E	F	Kg
CA 100 MD	255	239	300	97	15	15	2,97
CA 125 MD				122	23	23	3,0
CA 150 Q MD				147	30	30	2,98
CA 150 MD	347	275	392	147	17	17	5,52
CA 160 MD				157	18	18	5,47
CA 200 MD				197	20	17	5,43
CA 250 MD				247	38	35	6,55
CA 315 MD	406	306	455	312	36	30	9,47
CA 150 MD E	347	275	392	147	17	17	6,1
CA 160 MD E				157	18	18	6,3
CA 200 MD E				197	20	17	6,0
CA 250 MD E				247	38	35	7,6
CA 315 MD E	406	294	455	312	21	30	11,0

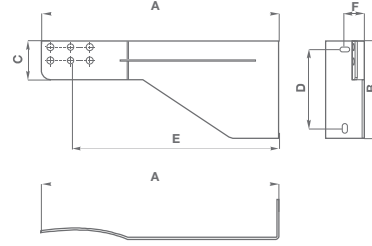
Dimensions (mm)

**Galvanized sheet-metal brackets (for model Ø 100-125-150)**



Models	A	B	C	D	E	F
brackets	186	40	40	20	156	10

**Galvanized sheet-metal brackets (for model Ø 200-250-315)**



Models	A	B	C	D	E	F
brackets	245	100	40	80	215	10

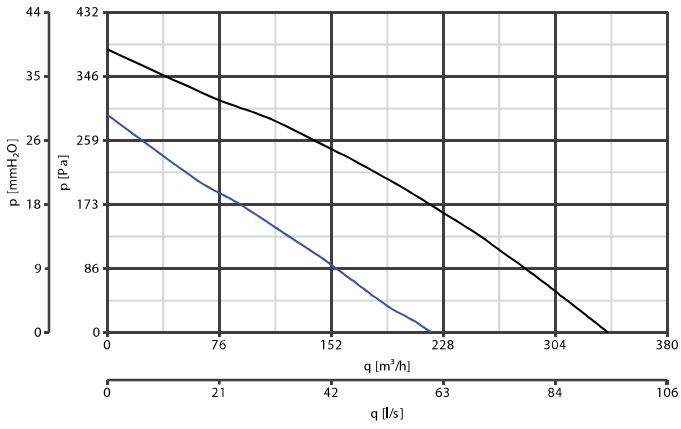
**PRODUCT ACCESSORIES**

Models	Description	Code	Product													
			CA 100 MD code 16150	CA 125 MD code 16151	CA 150 Q MD code 16152	CA 150 MD code 16153	CA 160 MD code 16154	CA 200 MD code 16155	CA 250 MD code 16156	CA 315 MD code 16157	CA 150 MD E code 16163	CA 160 MD E code 16164	CA 200 MD E code 16165	CA 250 MD E code 16166	CA 315 MD E code 16167	
	<b>C 1.5</b> Electronic speed controller 1.5 A	12966	●	●	●	●	●	●	●	●	●	●	●	●	●	●
	<b>C 2.5</b> Electronic speed controller 2.5 A	12967	●	●	●	●	●	●	●	●	●	●	●	●	●	●
	<b>SCNRB</b> Electronic speed controller built-in	12971	●	●	●	●	●	●	●	●	●	●	●	●	●	●
	<b>SCB</b> Built-in controller adaptor for <b>C 1.5</b> and <b>C 2.5</b>	22481	12966 - 12967													
	<b>C HCS</b> Environmental sensor for humidity	12994	●	●	●	●	●	●	●	●	●	●	●	●	●	●
	<b>C TEMP</b> Environmental sensor for temperature	12992	●	●	●	●	●	●	●	●	●	●	●	●	●	●
	<b>C SMOKE</b> Environmental sensor for air quality	12993	●	●	●	●	●	●	●	●	●	●	●	●	●	●
	<b>C PIR</b> Passive infrared sensor	12998	●	●	●	●	●	●	●	●	●	●	●	●	●	●
	<b>C TIMER</b> Adjustable over-run timer	12999	●	●	●	●	●	●	●	●	●	●	●	●	●	●
	<b>DUO</b> Speed controller	22914	●	●	●	●										
	<b>CA-G 100</b> Protection grille nominal diameter 100 mm	22750	●													
	<b>CA-G 125</b> Protection grille nominal diameter 125 mm	22755		●												
	<b>CA-G 150</b> Protection grille nominal diameter 150 mm	22760			●	●					●					
	<b>CA-G 160</b> Protection grille nominal diameter 160 mm	22762					●						●			
	<b>CA-G 200</b> Protection grille nominal diameter 200 mm	22765							●					●		
	<b>CA-G 250</b> Protection grille nominal diameter 250 mm	22770								●					●	
	<b>CA-G 315</b> Protection grille nominal diameter 315 mm	22775									●					●
	<b>CA-MU</b> Galvanized sheet-metal brackets	22674	●	●	●	●	●	●	●	●	●	●	●	●	●	●

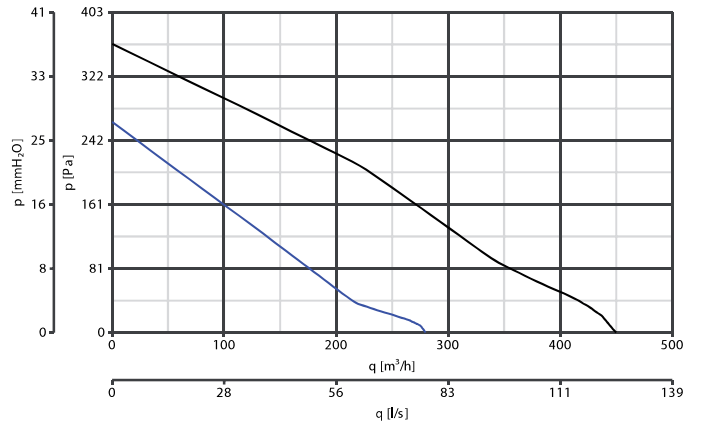
Description and sizes on page 236; System components on page 330.

PERFORMANCE CURVES

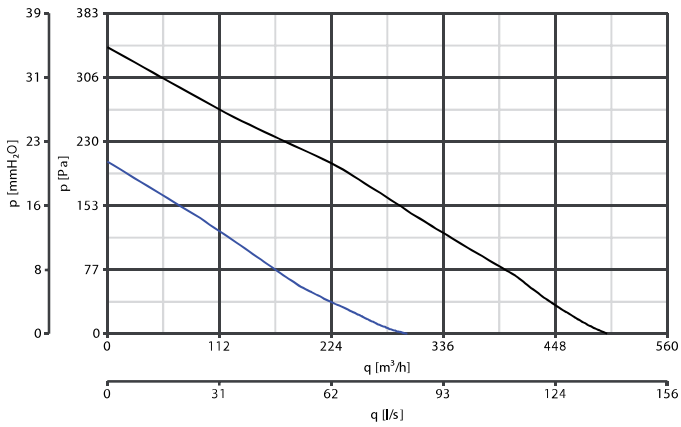
CA 100 MD code 16150



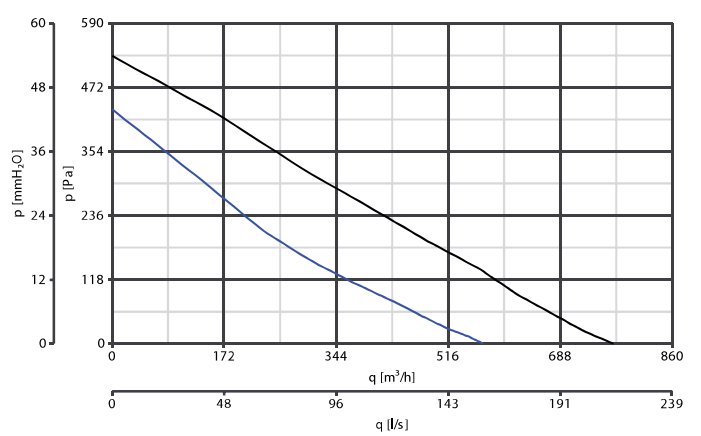
CA 125 MD code 16151



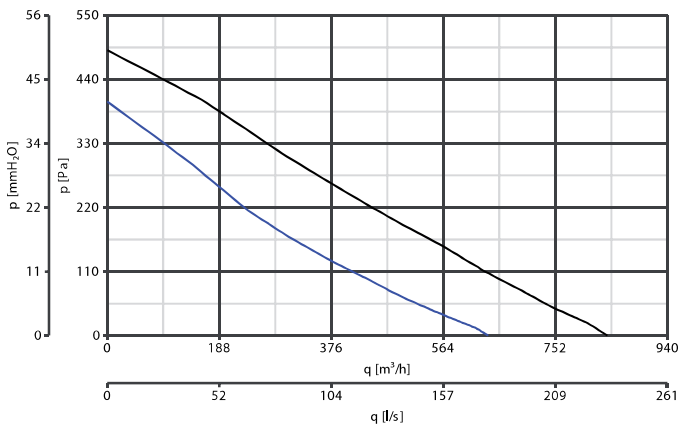
CA 150 Q MD code 16152



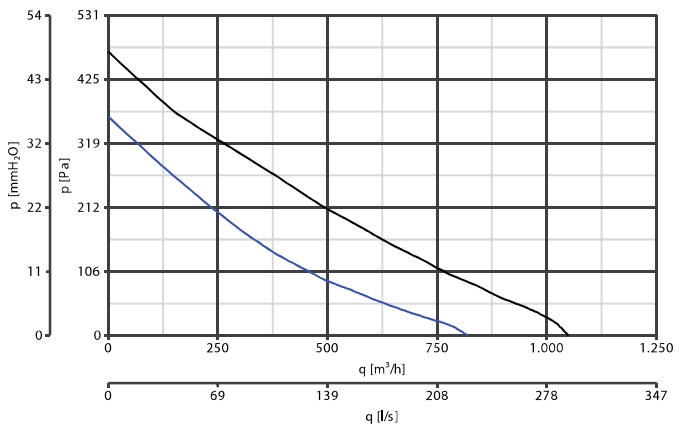
CA 150 MD code 16153

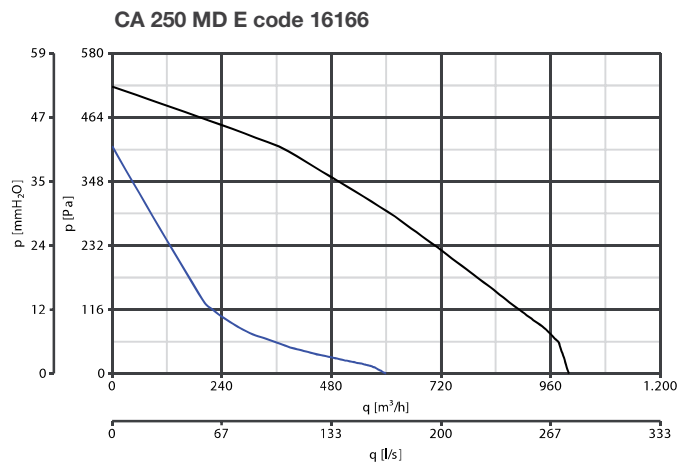
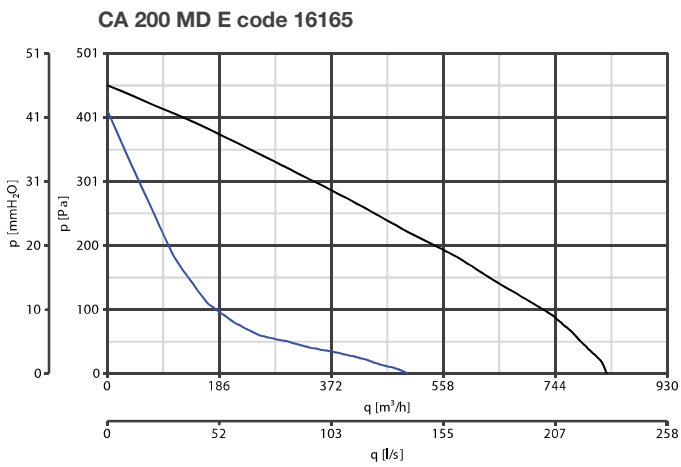
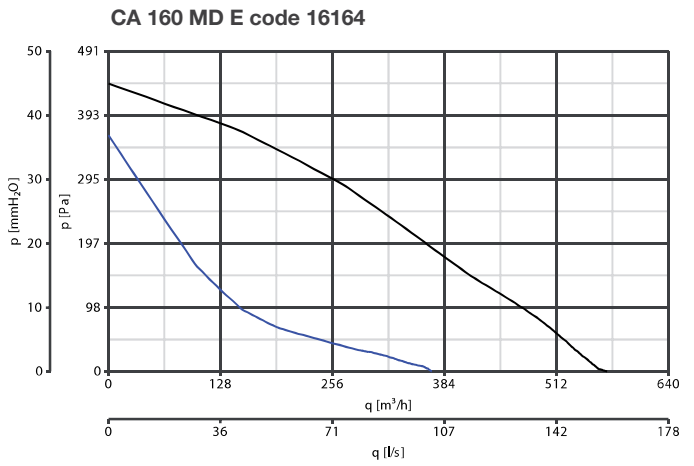
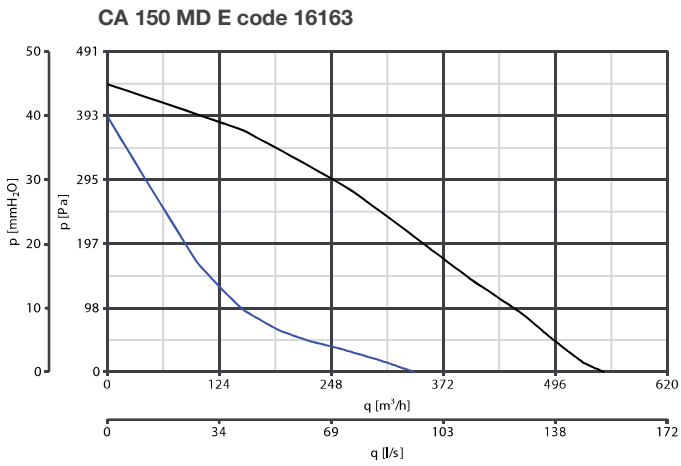
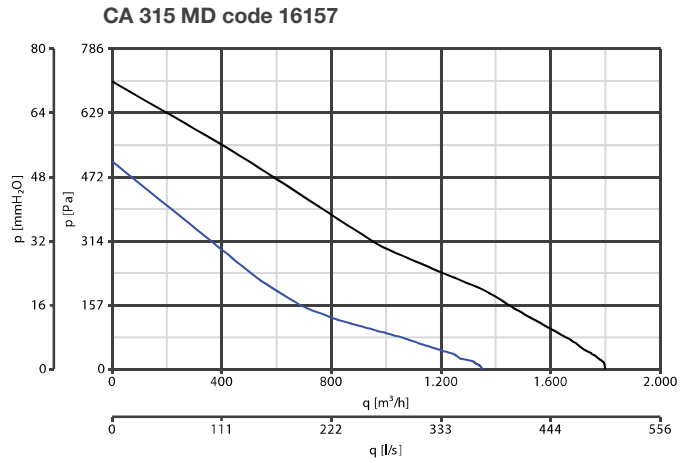
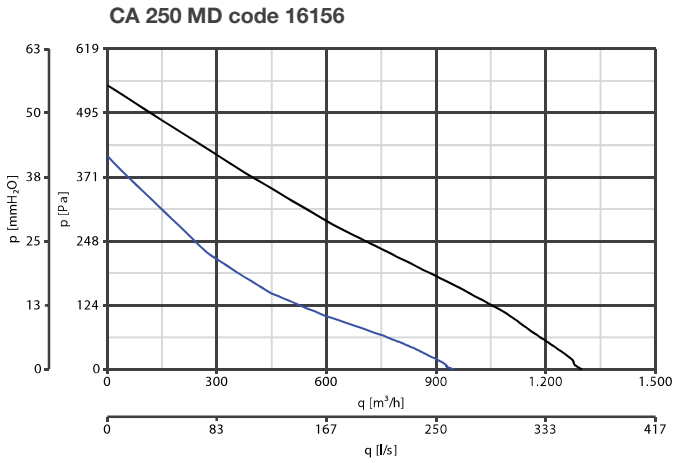


CA 160 MD code 16154



CA 200 MD code 16155





CA 315 MD E code 16167

