



■ Features :

- Constant voltage design
- Universal AC input / Full range
- Withstand 300VAC surge input for 5 seconds
- Protections: Short circuit / Overload / Over voltage
- Cooling by free air convection
- Fully encapsulated with IP67 level (Note.9)
- Fully isolated plastic case
- Class II power unit, no FG
- Class 2 power unit
- Pass LPS
- Suitable for LED lighting and moving sign applications (Note.8)
- 100% full load burn-in test
- Low cost, high reliability
- 2 years warranty

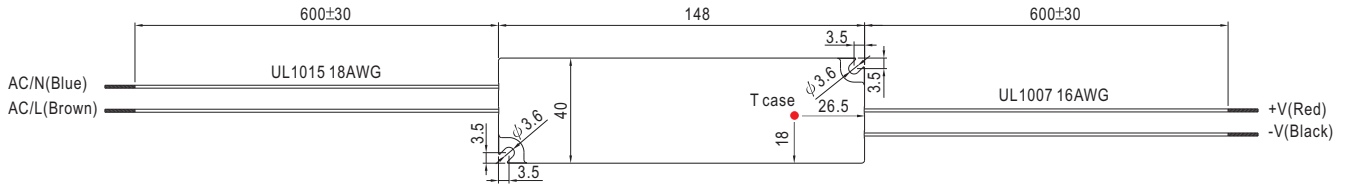
SPECIFICATION



MODEL		LPV-35-5	LPV-35-12	LPV-35-15	LPV-35-24	LPV-35-36
OUTPUT	DC VOLTAGE	5V	12V	15V	24V	36V
	RATED CURRENT	5A	3A	2.4A	1.5A	1A
	CURRENT RANGE	0 ~ 6A (Note.7)	0 ~ 3A	0 ~ 2.4A	0 ~ 1.5A	0 ~ 1A
	RATED POWER	30W	36W	36W	36W	36W
	RIPPLE & NOISE (max.) Note.2	80mVp-p	120mVp-p	120mVp-p	150mVp-p	150mVp-p
	VOLTAGE TOLERANCE Note.3	±6.0%	±5.0%			
	LINE REGULATION	±1.0%				
	LOAD REGULATION	±4.0%	±2.0%			
	SETUP, RISE TIME Note.6	500ms, 20ms / 230VAC	500ms, 20ms / 115VAC at full load			
HOLD UP TIME (Typ.)	50ms/230VAC	16ms/115VAC at full load				
INPUT	VOLTAGE RANGE Note.4	90 ~ 264VAC	127 ~ 370VDC			
	FREQUENCY RANGE	47 ~ 63Hz				
	EFFICIENCY (Typ.)	77%	84%	84%	85%	85%
	AC CURRENT (Typ.)	1.1A/115VAC	0.7A/230VAC			
	INRUSH CURRENT(max.)	COLD START 55A(twidth=510μs measured at 50% I _{peak}) at 230VAC				
LEAKAGE CURRENT	0.25mA / 240VAC					
PROTECTION	OVERLOAD	110 ~ 150% rated output power Protection type : Hiccup mode, recovers automatically after fault condition is removed				
	OVER VOLTAGE	5.75 ~ 6.75V	13.8 ~ 16.2V	17.25 ~ 20.25V	27.6 ~ 32.4V	41.4 ~ 48.6V
ENVIRONMENT	WORKING TEMP.	-30 ~ +65°C (Refer to "Derating Curve")				
	WORKING HUMIDITY	20 ~ 90% RH non-condensing				
	STORAGE TEMP., HUMIDITY	-40 ~ +80°C, 10 ~ 95% RH				
	TEMP. COEFFICIENT	±0.03%/°C (0 ~ 50°C)				
	VIBRATION	10 ~ 500Hz, 2G 10min./1cycle, period for 60min. each along X, Y, Z axes				
SAFETY & EMC	SAFETY STANDARDS	UL1310, CAN/CSA C22.2 No. 223-M91, IP67 approved ; design refer to TUV EN60950-1				
	WITHSTAND VOLTAGE	I/P-O/P:3KVAC				
	ISOLATION RESISTANCE	I/P-O/P:>100M Ohms / 500VDC / 25°C / 70% RH				
	EMC EMISSION	Compliance to EN55022 (CISPR22) Class B, EN61000-3-2 Class A, EN61000-3-3				
OTHERS	EMC IMMUNITY	Compliance to EN61000-4-2,3,4,5,6,8,11, EN55024, light industry level, criteria A				
	MTBF	743.5Khrs min. MIL-HDBK-217F (25°C)				
	DIMENSION	148*40*30mm (L*W*H)				
NOTE	PACKING	0.34Kg; 40pcs/14.6Kg/0.63CUFT				
	<p>1. All parameters NOT specially mentioned are measured at 230VAC input, rated load and 25°C of ambient temperature.</p> <p>2. Ripple & noise are measured at 20MHz of bandwidth by using a 12" twisted pair-wire terminated with a 0.1uf & 47uf parallel capacitor.</p> <p>3. Tolerance : includes set up tolerance, line regulation and load regulation.</p> <p>4. Derating may be needed under low input voltage. Please check the static characteristics for more details.</p> <p>5. The power supply is considered as a component that will be operated in combination with final equipment. Since EMC performance will be affected by the complete installation, the final equipment manufacturers must re-qualify EMC Directive on the complete installation again.</p> <p>6. Length of set up time is measured at first cold start. Turning ON/OFF the power supply may lead to increase of the set up time.</p> <p>7. LPV-35-5 can provide 6A of output current continuously. Based on the requirement of UL1310 class 2, the output current is only certified up to 5A for the test report of LPV-35-5.</p> <p>8. The unit might not be suitable for lighting applications in EU countries. Please check with your local authorities for the possible use of the unit.</p> <p>9. Suitable for indoor use or outdoor use without direct sunlight exposure. Please avoid immerse in the water over 30 minute.</p>					

■ Mechanical Specification

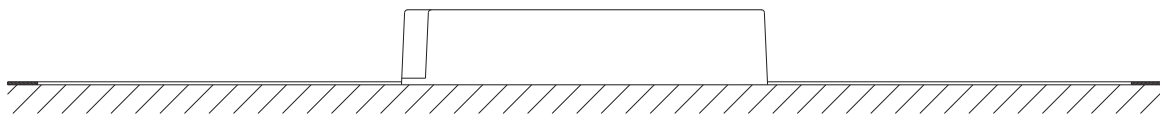
Case No.975A Unit:mm



※ T case: Max. Case Temperature.

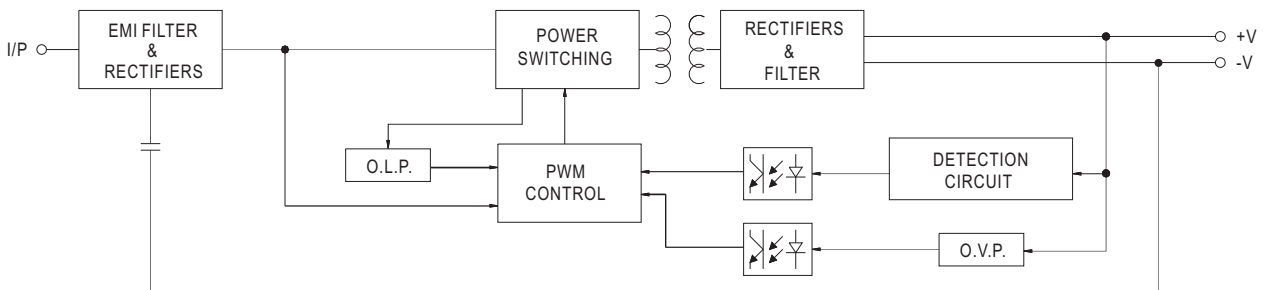


■ Recommend Mounting Direction

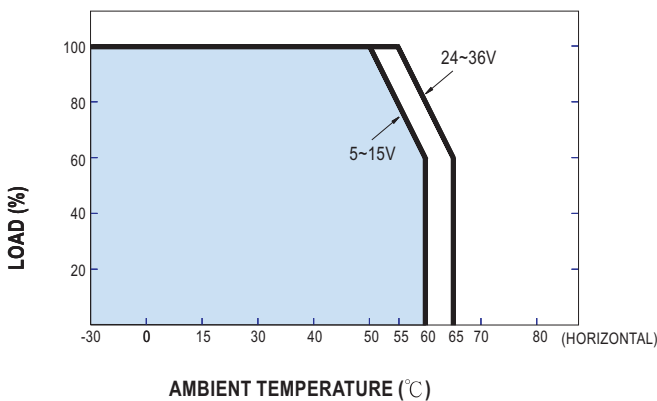


■ Block Diagram

fosc : 65KHz



■ Derating Curve



■ Static Characteristics

