



OJL 400 A













OJL 400 AS*

OJL 400 AF

OJL 400 ASF*

Grey	●	MAB1401S10	MAB1402S10	MAB1403S10	MAB1404S10
------	---	------------	------------	------------	------------

Technical data

Conductor cross-section				
Input wire Al/Cu [mm ²]	1 x  95 ÷ 240	1 x  95 ÷ 240	1 x  Flexible busbar 10x Cu (1x25)	1 x  Flexible busbar 10x Cu (1x25)
Output wire Cu [mm ²]	4 x  2.5 ÷ 35 3 x  6 ÷ 50	4 x  2.5 ÷ 35 3 x  6 ÷ 50	4 x  2.5 ÷ 35 3 x  6 ÷ 50	4 x  2.5 ÷ 35 3 x  6 ÷ 50
Nominal voltage AC/DC (V)	1000	1000	1000	1000
Nominal current (A)	425 (Cu) / 380 (Al)	425 (Cu) / 380 (Al)	425 (Cu) / 380 (Al)	425 (Cu) / 380 (Al)
Width / Height / Length (mm)	51.4 / 51.2 / 100.3	51.4 / 51.2 / 100.3	51.4 / 51.2 / 100.3	51.4 / 51.2 / 100.3
Screw, hexagonal key	No. 4 / 5 / 4	No. 4 / 5 / 8	No. 4 / 5	No. 4 / 5
Tightening torque (Nm)	6 Nm (2.5 ÷ 35 mm ²) 10 Nm (6 ÷ 50 mm ²) 19 Nm (95 ÷ 240 mm ²)	6 Nm (2.5 ÷ 35 mm ²) 10 Nm (6 ÷ 50 mm ²) 19 Nm (95 ÷ 240 mm ²)	6 Nm (2.5 ÷ 35 mm ²) 10 Nm (6 ÷ 50 mm ²) 10 Nm (10x Cu 1x25 mm ²)	6 Nm (2.5 ÷ 35 mm ²) 10 Nm (6 ÷ 50 mm ²) 10 Nm (10x Cu 1x25 mm ²)
Mounting	DIN rail, screw	DIN rail, screw	DIN rail, screw	DIN rail, screw
Weight (g)	250	250	247	247
Package (pcs)	8	8	8	8

* Model can be sealed

Dimensions

OJL 400

