



ITP16/ITP16-G

Temperature indicator

The ITP16 is a temperature indicator for monitoring and control of industrial processes. This display features a configurable analog input for various RTD, TC or linear voltage signals and a digital output. The NPN transistor output makes it possible to implement on-off control with a low voltage relay up to 42 V DC / 200 mA.

The process indicator ITP16 also supports an alarm function. If this function is on, the display starts blinking with the frequency of about 2 Hz when the process value exceeds the set points.

This device has a compact, standardised design and fits into a standard 22.5 mm borehole. This provides quick and easy installation and many displays can be accommodated in a control cabinet door or on a panel.

Functions and features:

- Measuring and displaying the signal values received from various RTDs and thermocouples
- Linear voltage signal scaling
- Adjustable decimal point position
- ON/OFF control with NPN output
- Display range -999...+9999
- Square root function (for special transmitters)
- Digital filter
- Alarm function (blinking when the exceeding set points)
- Error indication when the input signal is out of range
- Error indication when wire break or short circuit



Ordering code:

Standard variants	Description	Enclosure
ITP16	ITP14 with red display color	48 x 26 x 65 mm Panel mount
ITP16-G	ITP14 with green display color	48 x 26 x 65 mm Panel mount



LED color: red or green



Analog input for TC and RTD signals



Digital output with NPN type



Powered by 24 V DC



Easy mounting in Ø 22.5 mm borehole



Save time for installation



Compact size



Can be installed in a push-button box



Accuracy 0.2%



IP Code



Ambient temperature

ITP16/ITP16-G

Temperature indicator

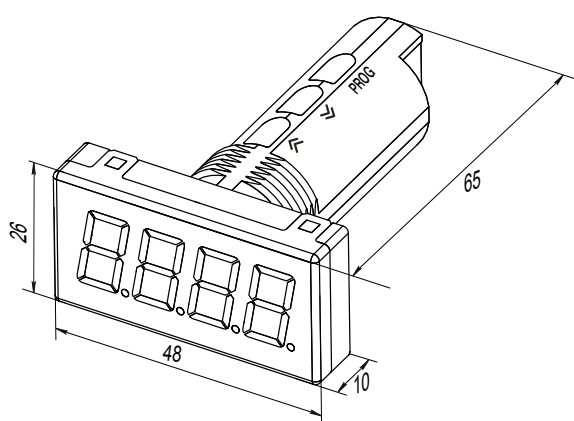
Areas of application:

The temperature display ITP16 is particularly suitable for the fast and easy installation of visual display systems for various thermal processes. The ITP16's compact size ensures that it can be used on-site as an additional display unit for measurement values or as part of a complex visual display system.

Technical data:

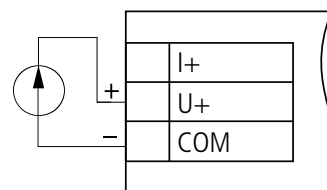
Power supply	24 (10...30) V DC
Power consumption, max.	1 W
Inputs	1
Input signal	TC (K, J, N, T, S, R, B, A, L, A-2, A-3), RTD (Pt50, Pt100, Pt500, Pt1000)
Sampling time, max.	2 s
Accuracy	$\pm 0.2\%$ FS
Temperature influence	$\leq 0.2\%$ / $10\text{ }^{\circ}\text{C}$
Input resistance	0-1 V, -50...+50mV 250 kohm
Outputs	1
Type	NPN transistor
Loading capacity	200 mA, 42 V DC
Display colour	red or green
IP Code	front IP65, rear IP20
Dimensions	48 x 26 x 65 mm
Weight	approx. 30 g
Protection class	III
Ambient temperature	-40...+60 $^{\circ}\text{C}$
Storage temperature	-25...+55 $^{\circ}\text{C}$
Humidity	up to 80% (at +35 $^{\circ}\text{C}$, non-condensing)

Dimensions:

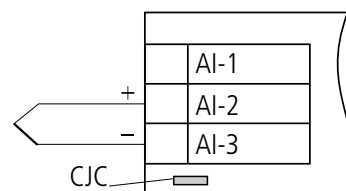


Electrical connection:

Voltage signal wiring



TC sensor wiring



RTD sensor wiring

