

RC15: AC-current monitor RC20: DC-current monitor

Adjustment of setpoint and hysteresis

Selectable activation or release of relay

DC supply or AC supplies up to 230 VAC

1- or 2-pole relay output

Made in accordance with the CE and EMC regulations



The C-mac[®] modules, type RC15 and RC20 are simple current monitoring relays, for AC- and DC input signals, respectively.

The modules are available for several different metering ranges, but the range must be specified at ordering, since each unit has only got one metering range.

By means of a connection at the relay base you can select, if the output relay should activate or release, when the setpoint is exceeded, in this way, the module can be used for both over- and under current monitoring.

Common technical data:

Supply voltage, AC: 24, 115 and 230 VAC +/- 10%

Supply frequency: 40-70 Hz

Variable supply: 12-50 VDC or 48-250 VDC

Isolation voltage: Supply - input - output: 3.75 kV

Supply voltage, DC: 24 VDC +/- 10%
Note: With this DC-supply there is no isolation between supply and internal electronics.

Power consumption: 2,5 VA

Operation temp.: -20°C to +60°C

Humidity: 0 - 90% RH, non-condensing

Relay inversion: pin 6-7
Open: Relay releases at undercurrent
Closed: Relay releases at overcurrent

Adjustments:
Level: Potentiometer, scale 5 to 100%
Hysteresis: Potentiometer, scale 5 to 50%

Indications:
Green LED: Supply voltage connected
Red LED: Relay active

Accuracy, scale: 5 %

Temp. coefficient: typ 0,1 % / °C

Max. load, relay: 1-pole: 8 A - 250 VAC
2-pole: 5 A - 250 VAC,
ohmic load

EMC and safety regulations.

Emmission: EN 50 081 - 1

Immunity: EN 50 082 - 2

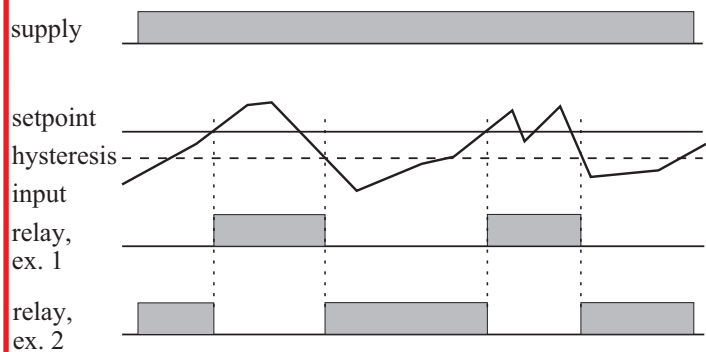
Safety: EN 60 730

Approvals: The units are produced in accordance with the CE og low voltage regulations.

Metering ranges:

	range	int. shunt	max current
RC15:	0,05 - 1 A AC	0,220 Ω	3 A
	0,25 - 5 A AC	0,033 Ω	8 A
RC20:	0,05 - 1 mA	100 Ω	10 mA
	1 - 20 mA	5,00 Ω	100 mA
	5 - 100 mA	1,30 Ω	500 mA
	25 - 500 mA	0,20 Ω	2 A
	0,1 - 2 A	0,07 Ω	6 A
	0,25 - 5 A	0,03 Ω	10 A

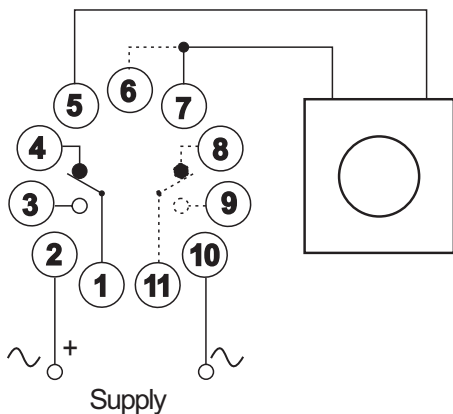
Functional diagram:



Example 1, undercurrent monitoring
pin 6-7 not connected

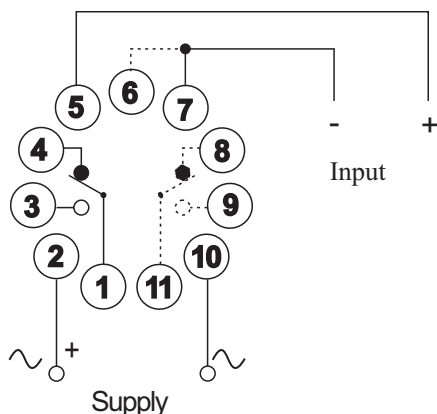
Example 2, overcurrent monitoring
pin 6-7 connected

Connections, RC15:



Connections 8-9-11: 2-pole version only.

Connections, RC20:



Connections 8-9-11: 2-pole version only.

Ordering guide, RC15:

Supply	Type number.
12- 50 VDC	RC15-x-4-012-y
48-250 VDC	RC15-x-4-048-y
24 VDC	RC15-x-0-024-y
24 VAC	RC15-x-1-024-y
115 VAC	RC15-x-1-115-y
230 VAC	RC15-x-1-230-y

x = output relay: 1 = 1-pole
2 = 2-pole

y = metering range: 1 = 0,05 - 5 A AC
5 = 0,25 - 5 A AC

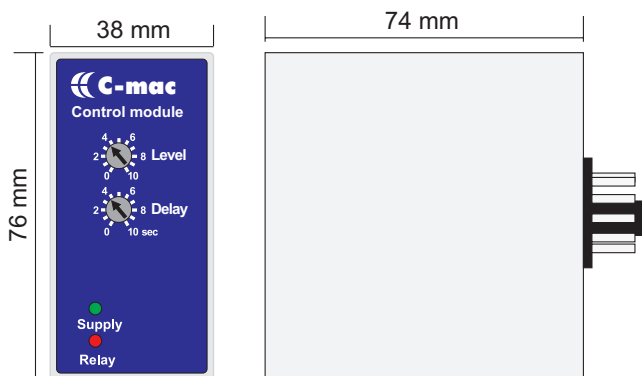
Ordering guide, RC20:

Supply	Type number.
12- 50 VDC	RC20-x-4-012-yyy
48-250 VDC	RC20-x-4-048-yyy
24 VDC	RC20-x-0-024-yyy
24 VAC	RC20-x-1-024-yyy
115 VAC	RC20-x-1-115-yyy
230 VAC	RC20-x-1-230-yyy

x = output relay: 1 = 1-pole
2 = 2-pole

yyy = metering range: 1M = 0,05 - 1 mA
20M = 1 - 20 mA
100M = 5 - 100 mA
500M = 25 - 500 mA
2A = 0,1 - 2 A
5A = 0,25 - 5 A

Mechanical dimensions:



Materials and weight:

Housing: NORYL-SE-1, grey, self-extinguishing

Housing bottom: NORYL SE-1, GFN-2, black, self-extinguishing

Terminals: Nickel-plated brass

Weight: 180 g